

Pinball Rebounder

Item #11539C

The Pinball Rebounder is a product that helps students develop striking, throwing, tracking, and receiving skills. The Pinball Rebounder can be used by individuals, partners, and groups for games and activities that contain the skills of kicking or throwing of an object that will rebound off the Pinball Rebounder to a receiver.

Setup

Fill the base with water or sand. Insert the tube holder into base. Inflate the tubes. Place the 4 inflated tubes over the tube holder and place the top support into the top of the tube holder.

Basics

The Pinball Rebounder will return a ball to the player. The ball can return in a straight line, or on a different angle. The angle at which the ball strikes the Pinball Rebounder will determine the angle of return. (Figure 1)

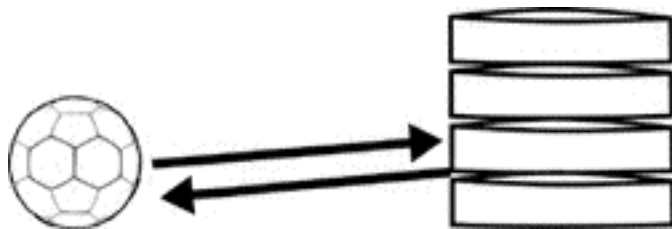


Figure 1

Basic Skill Activities: Pinball Kicking

- Kick a soccer ball against the Pinball Rebounder with an inside foot kick. Gather the rebound with an inside foot trap. Repeat the skill each time trying to have the ball return to the kicker on a straight line.

- Variations: opposite foot, kick with one foot, trap with the other, instep kick, dribble and kick.

- Kick the soccer ball against the Rebounder, receive the rebound, and dribble to the opposite side of the Rebounder. Repeat the skill. (Figure 2)

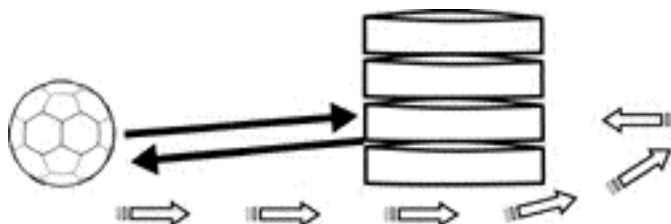


Figure 2

- Kick the soccer ball against the Pinball Rebounder. Receive it on an angle. (Figure 3)

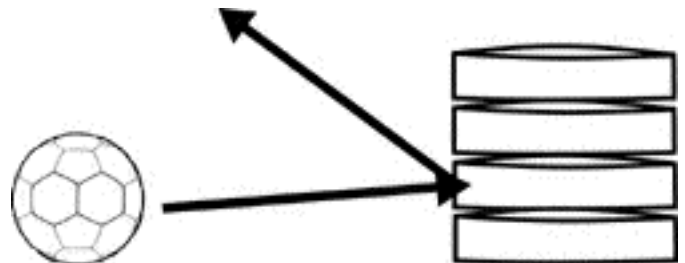


Figure 3

- Pass the ball off the Rebounder and have it go to a partner. Try a straight pass to the partner and then a pass that angles. (Figure 4)

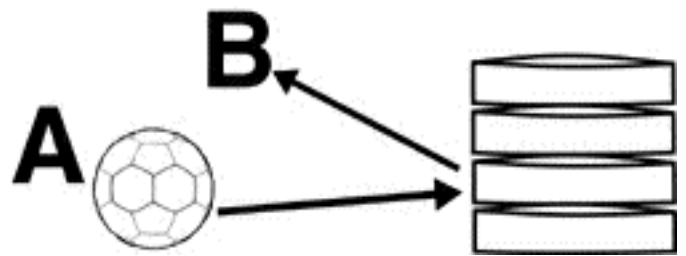


Figure 4

- Around the clock: kick the soccer ball against the Pinball Rebounder and travel around the Rebounder in a clockwise manner until you return back to your starting point. Try to make a kick at 12:00, 3:00, 6:00, 9:00, and back at 12:00. Try this in a counterclockwise manner. (Figure 5)

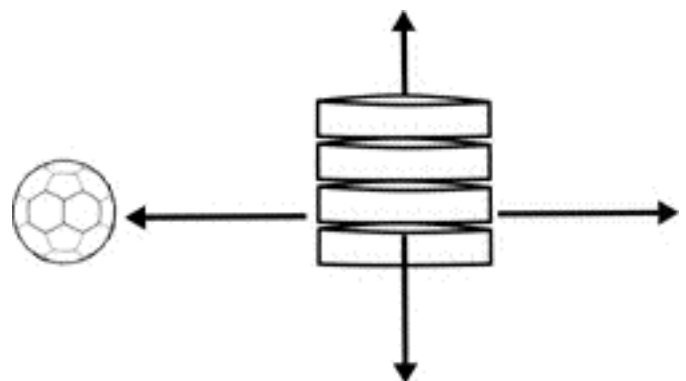


Figure 5

Multiple Pinball Rebounder Games

Soccer Pinball: from the starting line, kick and receive a ball at each of the Pinball Rebounders and return to the starting line. This can be a team game in which each teammate must hit all the Rebounders, a game in which teammates take turns hitting the rebounder, or a team vs. team competition to see which team can hit the Rebounders in order first. (Figure 6)

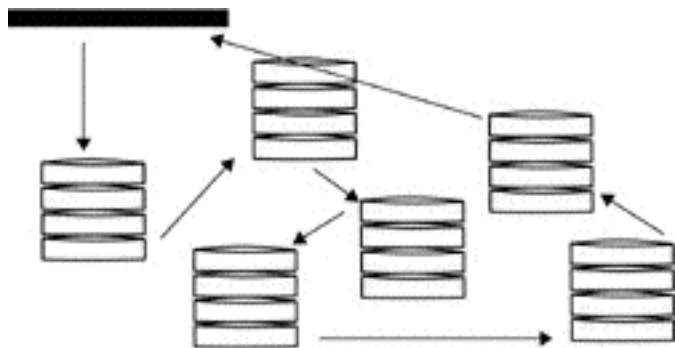


Figure 6

Pinball Soccer Game

- Using the Pinball Rebounders as the goals, place them inside the boundary area. Hitting the ball against any side of the Pinball Rebounder scores a goal. (Figure 7)

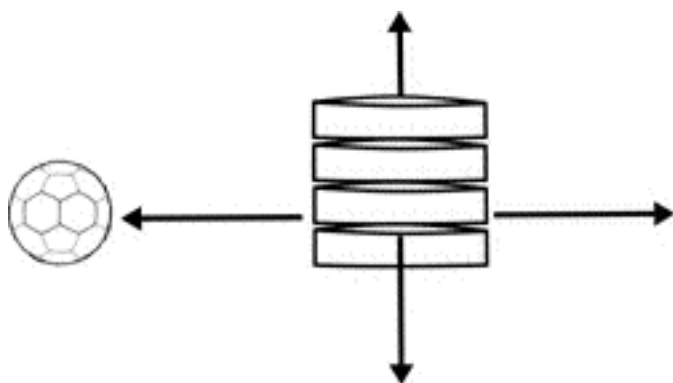


Figure 7

Multi-Goal Pinball Soccer

- Each team defends it's own goal while trying to hit the Pinball Rebounder of the other teams. They can only score with their own ball but can defend the other team's shots. (Figure 8)

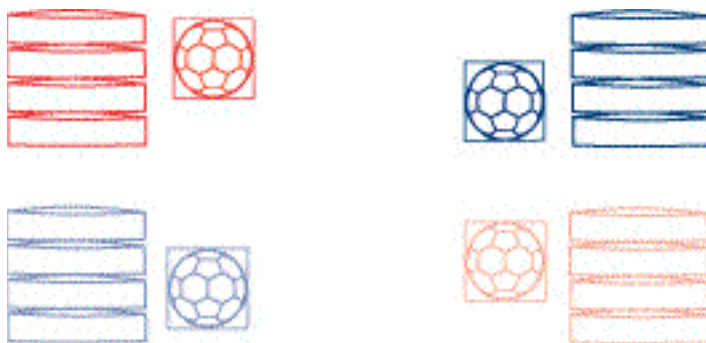


Figure 8



24/7 Online Ordering!

Order FlagHouse products online 24/7! View our latest products, not yet in our catalogs! Create wish lists! Online specials! Hot Buys! Expanded content!

<http://www.FlagHouse.com>
<http://www.FlagHouse.ca>

FlagHouse Exclusive Online Specials!

FlagHouse Hot Buys! View our latest online product specials - this pricing is not available in our catalogs! Limited quantities, so get them while they are HOT!

<http://www.FlagHouse.com/HotBuys>
<http://www.FlagHouse.ca/HotBuys>

Do you have an idea for a brand new product or a new game idea? We would be happy to speak with you - contact us at <http://www.FlagHouse.com/NewIdeas>

Please direct your questions or concerns regarding this product to the appropriate office listed below between the hours of 8AM-6PM Eastern Time

In the US: FlagHouse, 601 FlagHouse Drive, Hasbrouck Heights, New Jersey 07604-3116 Phone 800.793.7900 201.288.7600 Fax 800.793.7922

In Canada: FlagHouse Canada, 235 Yorkland Blvd., Suite 105, North York, Ontario M2J 4Y8 Phone 800.265.6900 416.495.8262 Fax 800.265.6922

International Customers: FlagHouse, 601 FlagHouse Drive, Hasbrouck Heights, New Jersey, 07604-3116 USA Phone 201.288.7600 Fax 201.288.7887